

# SINAPI

---

## urimeter

High quality Urine Meter with 500ml holder, large bag and Germ Guard rotational tap.

**REF** **SUM500V2**

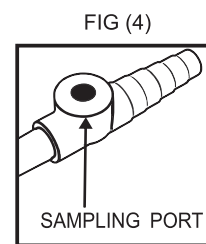
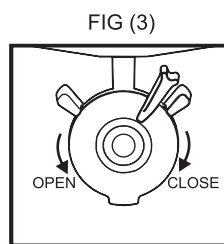
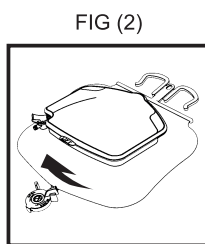
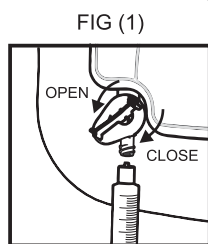
**CONTENTS:**  
1x 2000ml Drainage Bag pre-connected to **500ml Urine Meter**

### INSTRUCTIONS FOR USE

1. Hang meter: Use the hooks to hang on the bed frame.
2. Sampling urine from container: FIG (1) Rotate tap anti-clockwise to open. Rotate clockwise to close. Attach luer lock syringe if needed.
3. Empty container into bag: FIG (2) Hold the bottom of the container and gently tilt into horizontal position.
4. Drain bag: FIG (3) - Rotate bag tap anti-clockwise to open. Rotate clockwise to close.
5. Sampling urine from catheter connector: FIG (4) Swab the port surface with anti-septic. Insert needle-free luer slip syringe into the port. Obtain sample and remove the syringe.

**CAUTION:** Conventional needles and blunt cannulas are not recommended and may damage the needle-free port.

Note: Device volumes are approximate.



CAUTION: Federal law restricts this device to sale by or on the order of a physician.

MANUFACTURED IN SOUTH AFRICA

CE  
1639

STERILE EO



SINAPI biomedical (Pty) Ltd.  
ARC Infruitec North Campus  
Lelie Road, Stellenbosch, 7600, South Africa  
Tel: +27 21 887 5260 Fax: +27 86 617 3296  
email: sales@sinapibiomedical.com

Use by  
LOT

EC REP mdi Europa GmbH Langenhagener Str. 71 D-30855 Hannover-Langenhagen



This device may not be reused. The functionality and sterility will be greatly compromised. Infection risk.